



Daniel Morcombe Child Safety Curriculum

Parent Guide: Prep to Year 2





Director-General's foreword

The Department of Education, Training and Employment aims to ensure all Queensland students have the knowledge and skills to protect themselves and keep themselves safe. By working together with parents and the wider school community, we can assist children to *recognise, react* to and *report* potentially dangerous situations.



The *Daniel Morcombe Child Safety Curriculum* is a new resource to help teachers deliver valuable learning experiences, so that students can develop the skills needed to better manage their own safety.

The curriculum, which has been informed by current evidence-based safety education research, was developed in consultation with government child protection partners and experts in child safety education.

A range of practical resources support the curriculum including Parent and Teacher Guides. This Parent Guide contains key safety messages, an outline of lessons used in the curriculum, tips for communicating with children, resources you can use at home and strategies to support children who report harmful situations.


I encourage you to read the guide and use the information to help equip your child with the knowledge and skills he or she needs to lead a safe life.

Julie Grantham
Director-General
Department of Education, Training and Employment



Disclaimer of liability and non-endorsement for third party materials

These materials include references (including internet URLs) to related materials owned by third parties as examples only. The content of the related materials is not created, controlled or approved by the State of Queensland and no responsibility is taken for the consequences of viewing or using such content. A reference to related materials does not constitute endorsement, non-endorsement or support by the State of Queensland for the information, products, services or persons associated with the related materials.



Daniel Morcombe Child Safety Curriculum

Parent Guide: Prep to Year 2

The Daniel Morcombe Child Safety Curriculum has been developed to support Queensland schools' delivery of key safety messages to students in Prep to Year 9. The curriculum has been developed by a working group comprising: Bruce and Denise Morcombe; the Commissioner for Children and Young People and Child Guardian; officers from the Department of Education, Training and Employment; the Queensland Police Service; and the Department of Communities, Child Safety and Disability Services together with a network of advisors involved in researching child abuse and its prevention.

Through a series of lessons, students will learn how to **recognise**, **react** and **report** when they are unsafe or find themselves in situations that can have a significant detrimental effect on their physical, psychological or emotional wellbeing.

The curriculum aligns with the Early Years Curriculum Guidelines and the Health and Physical Education (HPE) Essential Learnings.

We encourage you to talk to your child about what they are learning in class. The following table outlines the content to be delivered. This will be supported by take-home postcards and activities completed at school that will assist you to know when specific content is being discussed.

Safety lessons for students in Prep to Year 2 will include:

Recognise	<ul style="list-style-type: none">• Safe and unsafe situations• Safety clues• Body clues• Private body parts (using anatomical names)• Body ownership
React	<ul style="list-style-type: none">• Safety options
Report	<ul style="list-style-type: none">• Safety helpers and persistence• Phone and online safety

The content

Adults are ultimately responsible for keeping children safe, however, there is evidence that safety education can result in important learning with lasting positive benefits for students. Learning about safety can help students become more confident to take steps to avoid unsafe situations and tell someone if they are in situations that are unsafe.

Recognise: These lessons focus on students being alert to clues in their environment (e.g. sound clues like alarms, visual clues such as hazard signs or smell clues such as smoke) and to body clues (e.g. goose bumps or racing pulse) which may help alert them to unsafe situations. They will learn about the importance of rules and that these exist to keep them safe. Learning rules about private body parts is also included to develop understanding about inappropriate touching. Sadly, there is evidence that children as young as Prep age are exposed to this sort of harm, and in the majority of cases, by someone they know. Students will use anatomical language for private body parts in lessons to remove the shame and embarrassment often associated with discussing genitalia. Using anatomical language (e.g. penis, vagina) can improve the confidence of children to report inappropriate touching and removes any confusion that nicknames can cause.

React: This part of the curriculum focuses on students developing strategies for responding to unsafe situations. They will have opportunities to problem solve real life scenarios and think about different 'react' options. They will also learn that breaking rules may be necessary in order to become safe (e.g. crossing the road to escape a dog at large, saying "No" to an adult who is using inappropriate touch, breaking a window to escape a fire).

Report: A significant message of the curriculum is about reporting unsafe situations to an adult. Students are actively encouraged to become safe as quickly as possible if they can, and are reminded that it is necessary to report 'unsafe' incidents to an adult. This includes unsafe phone and online incidents (e.g. accessing rude or offensive materials online). Students nominate adult 'safety helpers' who they think will be prepared to listen to them and to give them the help they need. Students will identify a variety of adults including family and friends from inside and outside of their homes. They will be encouraged to let their safety helpers know they are nominated so that they are prepared to listen when approached by the student. Students are also taught to persevere until they get the help they need.

Talking with children about safety

Parents have an important role in reinforcing the messages being delivered in the curriculum. As a result of participating in the lessons, it is possible that your child will want to discuss safety issues or ask questions about safety. The following tips may assist you to talk with your child.

1. Ask your child what they have learnt about safety

Asking what your child has been learning is a good way to start talking about safety and will help you gauge their current understanding. Some lessons include a take home postcard with the key safety messages on them. These postcards indicate to families what is being discussed in school and is provided to prompt additional discussion at home. Finding out what your child knows about safety helps you to build on that knowledge. Encourage regular discussions with your child about these safety messages. This shows your child that you are interested and comfortable talking with them about safety and gives them opportunities to raise concerns.

Another way to discuss safety with your child is to use 'teachable moments'.

2. Teachable moments

Often opportunities or 'teachable moments' arise in our daily lives that can be used to start a discussion or are useful for considering recognise, react and report strategies. For example:

- a television show about surf lifesavers could lead to a discussion about water safety
- using a zebra crossing could lead to a conversation about how to safely cross the road
- planning what your child should do if you are late collecting them from the pick up zone
- giving advice on how to answer the phone or front door.

By talking about safety in everyday situations, you will help your child to build knowledge and develop skills to recognise, react and report if they are in an unsafe situation.


3. Discuss 'What ifs...'

Whilst you cannot predict when your child may find themselves in an unsafe situation, speaking with them about what they could do in a variety of situations can help them to be prepared. Using 'What if...' questions for a range of safety situations is useful. For example, 'What if...'

- there was a fire in the house?
- they get lost at the local shopping centre?
- they access or get shown rude pictures online?
- an adult asks them to help search for a lost dog?

4. Answering questions

Parents may find it useful to familiarise themselves with the websites and stories the teacher will be using during the safety lessons. These resources are listed in this parent guide. You may be able to access the story books used in the lessons through your school or local library. A selection of other safety resources have also been listed that may help you to discuss and answer questions about a wide range of safety topics including: beach, fire and online safety as well as private body parts rules.



If you are uncomfortable talking about a topic, be honest with your child and tell them that even though you may feel embarrassed, you are willing to talk about the topic because it is important. And remember, parents don't have to know all the answers. If you are unsure of the answer to a question, be honest and then find out together. What is most important is that your child knows they can approach you if they have a question about safety, now and in the future.

Keeping children safe

When children are taught to recognise, react and report unsafe situations they may report a range of unsafe situations including dangers in the community, online or to their personal safety. Occasionally, this may include reports of harm by another person. Advice about disclosures and where to get assistance can be found at

<http://www.communities.qld.gov.au/childsafety/protecting-children>

Parents are advised to contact the Department of Communities, Child Safety and Disability Services on **1800 811 810** or after hours **1800 177 135** if a disclosure of abuse to your child or a child you know is made.

Your feedback

We recognise the important role that parents will play in the success of teaching safety messages to children. We would like to learn more about parents' experiences during the implementation of the Daniel Morcombe Child Safety Curriculum.

By participating in a short parent survey, you will provide important feedback that will assist us to review and improve the Prep to Year 2 Daniel Morcombe Child Safety Curriculum.

The survey should take approximately 10 minutes to complete. All information you provide is anonymous. The names of individual persons or schools are not required in any of the responses.

The Daniel Morcombe Child Safety Parent Survey can be accessed at <http://websurvey.eq.edu.au/perseus/surveys/DanielMorcombeparent>

Resources

Resources that will be used in the classroom

The following children’s story books and websites will be used by teachers to teach key safety messages. You may find these useful to read with your child to reinforce the messages taught in class.

Please note, where a book is unavailable, a teacher may substitute another book to teach the key safety message.

(The resources listed were current at the time of publication).

Books

Bagnall, A. (2003). *Lost at the Show*. Learning Media, NZ. (ISBN: 0478275609)

Bodsworth, N. (1989). *A Nice Walk in the Jungle*. Penguin Group, Melbourne. (ISBN: 0670824763)

Edwards, R. (2005). *Little Monkey’s One Safe Place*. Frances Lincoln Limited, UK. (ISBN: 9781845075798)

Laws, C. and Moore, A. (2006). *Brave Knight*. The Protective Behaviours Consultancy Group of NSW Inc, NSW. (ISBN: 9780957992641)

Moroney, T. (2005). *When I’m Feeling Scared*. The Five Mile Press, Vic. (ISBN: 1741245052)

Rowley, T. (2008). *Everyone’s Got a Bottom*. Family Planning Queensland, Qld. (ISBN: 9780957912960)

Sanders, J. (2010). *Some Secrets Should Never Be Kept*. Upload Publishing, Vic. (ISBN 9780646546230)

Websites

Kids Helpline

Kids Helpline is a free, private and confidential, telephone and online counselling service specifically for young people aged between five and 25 years of age. The Kids Helpline website contains downloadable resources for parents relating to online safety.

<http://www.kidshelp.com.au/>

Hector’s World – Australian Communications and Media Authority (ACMA) version


Hector’s World features fun and engaging characters. Children can observe the characters as they learn how to stay safe online. The experiences of Hector and his friends offer children practical guidance in managing risks and reinforces the importance of responsible online behaviour.

<http://www.cybersmart.gov.au/Young%20Kids/Hectors%20World.aspx>

Triple Zero Kids’ Challenge

Triple Zero Kids’ Challenge is an online interactive game to teach young people about the importance and appropriate use of the triple zero (000) emergency number. It features animated characters enacting emergency scenarios and the steps to take when dealing with emergency situations. This game is aimed at children aged five to 10 years of age.

<http://kids.triplezero.gov.au/index.php?lang=en>



Other child safety resources

There are a large range of other child safety books and resources such as online games that are available to facilitate further safety discussions at home. Some examples include:

(The resources listed were current at the time of publication).

Books

Brennan, H. and Graham, J. (2012). *Is This Normal? Understanding Your Child's Sexual Behaviour*. Family Planning Queensland, Fortitude Valley. (ISBN: 9780977570881)

Kleven, S. (1997). *The Right Touch*. Illumination Arts Publishing Company Inc, Washington. (ISBN: 0935699104)

Laws, C. and Moore, A. (2007). *Max's Creepy Crawly Slimy Things*. The Protective Behaviours Consultancy Group of NSW Inc, New South Wales. (ISBN: 0957992637)

O'Malley, J. (2002). *Jasmine's Butterflies*. Justine O'Malley, Western Australia. (ISBN: 064649967)

Spellman, C. (1997). *Your Body Belongs to You*. Albert Whitman & Company. (ISBN: 9780807594735)

Starishevsky, J. (2007). *My Body Belongs to Me*. Safety Star Media, New York. (ISBN: 9780982121603)

Websites

Being Safety Smart

Being Safety Smart is a free-to-use online educational game providing safety strategies for children from six to eight years of age. The program is designed to increase the awareness of children to situations within the community which might impact upon their personal safety and to empower them with the ability to act appropriately and with confidence.

<http://www.beingsafetysmart.com.au/BSS/>

Cybersmart ACMA (Australian Communications and Media Authority)

Cybersmart provides activities, resources and practical advice to help young children, teens and parents safely to enjoy the online world.

<http://www.cybersmart.gov.au/>

Daniel Morcombe Foundation

The Daniel Morcombe Foundation website contains downloadable child safety resources and information about the foundation.

<http://danielmorcombe.com.au/>

Department of Community Safety – Kids' Page

This page contains safety focused games, interactive activities, stories, fun history and photo links and includes making emergency plans with the family.

<http://www.emergency.qld.gov.au/kids/>

Family Planning Queensland

This website contains downloadable factsheets and brochures for parents on a number of child safety related topics. In particular, the factsheets *Feel Safe – Promoting Self Protection* and *Communicating with Children about Sexuality* contain useful tips on how to communicate with children about child safety and sexuality. The *Sexual Behaviours in Children and Young People* guide assists adults to identify, understand and respond to sexual behaviours in children and young people.

<http://www.fpq.com.au/>

Queensland Fire and Rescue Service

The Queensland Fire and Rescue Service website provides fire safety tips on how to best protect your home and family. The site also contains a link to Kids Corner where Blazer the koala aims to teach kids all over Queensland about fire and how they can help keep their family and friends safe.
<http://www.fire.qld.gov.au/communitysafety/>

Surf Life Saving Australia (SLSA) – Beach safety


The site contains links to beach safety videos, workbooks with MP3 audio files, interactive games and brochures for visitors to the beach. Safety messages include swimming between the flags and sunsafety tips.

<http://sls.com.au/beach-safety>

Transport and Main Roads (Qld) – Bicycle Education

The site contains a link to a parent brochure (PDF) which details: how to teach children to ride safely; safety equipment and a checklist; tips on bike maintenance; and choosing the right bike for a child.

<http://www.tmr.qld.gov.au/Travel-and-transport/Cycling/Bike-user-guide/Parents-and-teachers/Bike-education.aspx>



Licence

This *Daniel Morcombe Child Safety Curriculum Parent Guide: Prep – Year 2* is licensed by the State of Queensland (Department of Education, Training and Employment) under a Creative Commons Attribution (CCBY) 3.0 Australia licence.

CC By Licence summary statement

In essence, you are free to copy, communicate and adapt this guide, as long as you attribute the work to the State of Queensland (Department of Education, Training and Employment).

To view a copy of this license, visit www.creativecommons.org/licenses/

Attribution

Content from this guide should be attributed as:

The State of Queensland (Department of Education, Training and Employment) Daniel Morcombe Child Safety Curriculum Parent Guide: Prep – Year 2, 2012.

Images

All images included in this manual are identified as ‘restricted’ and the following terms apply:

You may only use this image (in its entirety and unaltered) as an integrated part of this entire guide or as an unaltered integrated part of an extract taken from this guide.